



**National Institute of Technology Karnataka  
Department of Civil Engineering**

Ph.D. Admission: Written Test & Interview - September 2020

**Instructions to Shortlisted Candidates**

1. Please make sure that you have a computer (Laptop or Desktop) with camera and microphone facility and a smart phone fully charged for the entire duration of written test/interview. You are advised to take the written test only on a desktop or laptop.
2. Please make sure that your internet connection is good with a proper bandwidth. NITK is not responsible for any interruption of network connections during the test/interview. During the written test, you should not make or attend any phone calls.
3. The written test (online) will be conducted on *Moodle* platform through *IRIS* portal of NITK. The login credentials are the same as the one you used for submitting your application. In addition, you will be required to login through *Microsoft Teams* for showing your face clearly for the full duration of the written test (proctoring purpose). You are advised to install *Microsoft Teams* on your computer, and familiarise yourself with it.
4. A *Microsoft Teams* link will be sent to your email address for the written test. You can log into *Microsoft Teams* by typing your Application Number followed by your Full Name as given in your Application as User Name, and then click to *Join the Meeting*.
5. During the written test/interview, you should be the only person present in the room/cabin. Make sure that the place is well lit with sufficient light falling on your face from the front. Avoid bright backgrounds, such as windows, doors and bright light sources.
6. **The written test will be proctored and recorded by us.** Applicants resorting to any kind of malpractice or indulge in misconduct during the test/interview may be expelled from the selection process.
7. The written test will start at 9.30 am on 09.09.2020, and you are advised to login to the *IRIS* portal by 9.15 am.
8. Duration of the written test is 60 minutes for 60 questions. The questions should be answered sequentially, which means they cannot be revisited. All questions carry one mark each, unanswered questions will carry zero marks, and the wrong answers will carry a negative mark of 0.25.

9. **Shortlisted candidates for the interview will be published on the website after the written test. Only those candidates who qualify after the written test will be allowed for the interview.**
10. The interview for the shortlisted candidates will be conducted from 2:00 pm onwards on 09.09.2020 through *Microsoft Teams* platform. The interview may extend to the next day (10.09.2020).
11. A separate *Microsoft Teams* link will be sent to the shortlisted candidates. You are required to login at the start of the allotted time slot and wait in the lobby until your turn for the interview. You will be admitted only when it is your turn for the interview.
12. You will be required to make a presentation of 10 slides (5-10 minutes) about the purpose of research followed by oral examination. Your interview can last between 15 and 30 minutes. Once your interview is over, the interview committee will log you out.
13. For any clarification, please contact Dr. C. Rajasekaran at [bcrajasekaran@nitk.edu.in](mailto:bcrajasekaran@nitk.edu.in), and through *WhatsApp* message at [9449377540](tel:9449377540) (only on the day of interview).


---

### [Guidelines for login through IRIS portal](#)

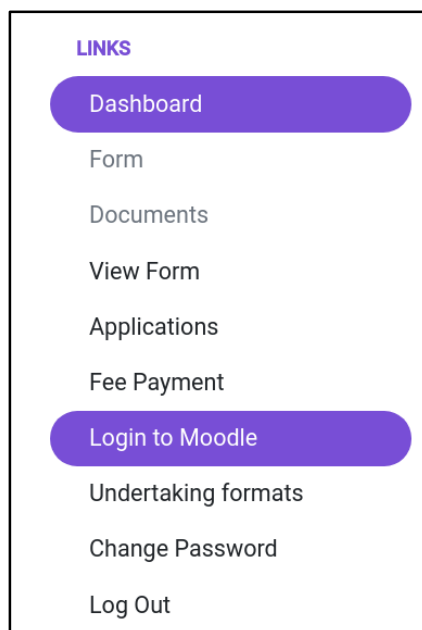
1. Visit **IRIS NITK Applications Portal**  
<https://iris.nitk.ac.in/admission/application/login> and Log in using your Email-id and Password

The screenshot displays the IRIS NITK Applications Portal login interface. At the top, there is a dark blue navigation bar with 'NITK Surathkal' and 'About IRIS' on the left, and 'Terms of Service' and a logo on the right. Below this is a white navigation bar featuring the 'iris' logo, an 'Admission' dropdown menu, a search bar, and the NITK logo. The main content area is titled 'NITK Applications Portal | IRIS Home' and contains a 'Log In' form. The form includes input fields for 'Email' and 'Password', a reCAPTCHA widget with 'I'm not a robot' and 'reCAPTCHA Privacy - Terms' buttons, and a purple 'Login' button. Below the button are links for 'Create An Account' and 'Forgot Password?'. A left sidebar contains 'LINKS' (Log In, Create An Account, Forgot Password?), 'MODULE DESIGNERS' (N/A), and 'SUPPORT' (officers@iris.nitk.ac.in). The footer shows a server status indicator and 'IRIS @ NITK Surathkal 2020'.

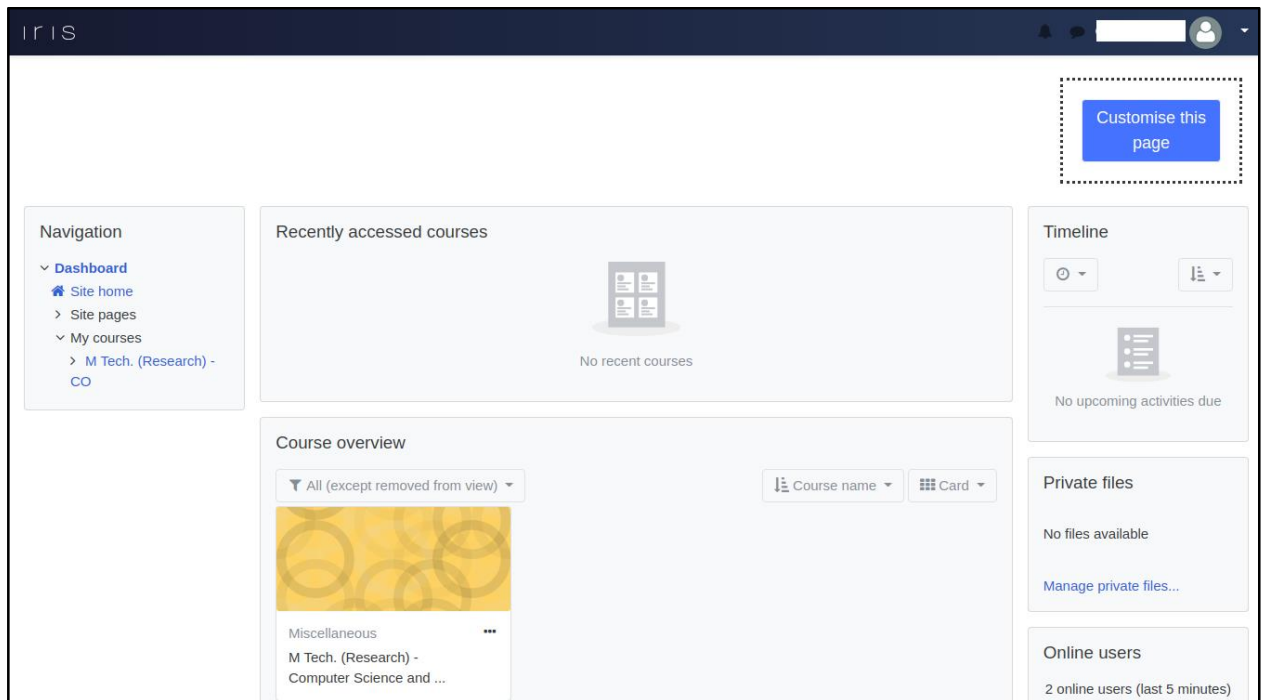
2. You will be redirected to the Applications Portal Dashboard.



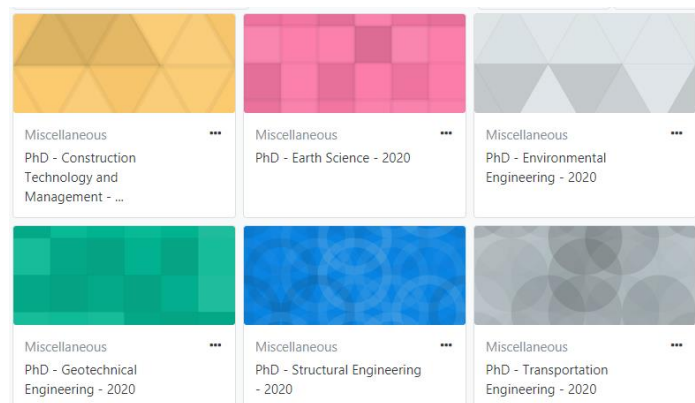
3. Log in to your Moodle account using the Link in Sidebar which says “**Login to Moodle**”



4. You will be redirected to Moodle Dashboard, where you will be able to see the Courses you are currently enrolled in.



5. Now, click on your Course listed in the Course Overview section. (Example: PhD - Construction Technology and Management - 2020)



6. You will be redirected to the Course Page where you can see an Exam or a Quiz to attempt.

*hww min walkin*