

DOC - 4

NATIONAL INSTITUTE OF TECHNOLOGY KARNATAKA, SURATHKAL


POST SRINIVASNAGAR, MANGALORE – 575 025 (D K)

Phone: (0824) 2474000.

E- mail: info@nitk.ac.in

Fax: (0824) 2474033

Website: <http://www.nitk.ac.in>



TENDER DOCUMENT

Tender Notification. No: **784/NITK/DSW/INCI-2024**

Dated: 15/02/2024

Name of Service	: Proshow Productions for Incident 2024
Estimated amount put to Tender	: Rs. 15,00,000.00
E M D Amount	: Rs. 30,000.00
Time for Supply of item	: 29/02/2024 to 3/03/2024
Last Date for submission of tender	: 21/02/2024 at 4.00 PM
Address for Submission of Tender	: Prof. A. Chitharanjan Hegde, Dean (Students' Welfare), NITK Surathkal, Mangalore - 575025 +91 824-2403004, Email id: deansw@nitk.edu.in
Date of opening of technical bid	: 21/02/2024 at 4.30 PM



NATIONAL INSTITUTE OF TECHNOLOGY KARNATAKA, SURATHKAL

POST SRINIVASNAGAR, MANGALORE – 575 025

Phone: (0824) 2474000

Fax: (0824) 2474033

E- mail: info@nitk.ac.in

Website: http://www.nitk.ac.in

Tender Notification. No : **784/NITK/DSW/INCI-2024**

Date: 15/02/2024

NOTICE INVITING TENDER (NIT)

The National Institute of Technology Karnataka, Surathkal (in short – NITK, Surathkal) is an Institute Of National Importance Under Ministry of Education, Govt of India imparting Technical Education and engaged in Research Activities.

Sealed Tenders are invited for the following items in **two cover system** (i.e., Technical bid and financial bid) subject to the following terms and conditions, from the reputed manufacturers or it's authorised dealers so as to reach this office on or before scheduled date and time. The tender (Technical bid) will be opened on the same day if possible in the presence of bidders or their authorized agents who may choose to be present. The financial bid of only such bidders whose technical bid is accepted shall be opened on the same day or later pre-informed date.

1. Name of Service: Proshow Productions for Incident 2024

2. Estimated Cost: Rs. 15,00,000.00 (Rupees Fifteen Lakhs only)

3. E M D :Rs. 30,000.00 (Rupees Thirty Thousand only)

4. Time for completion of Supply after Placing Purchase Order: . 29/02/2024 to 03/03/2024

5. Last date at time for submission of Tender : 21/02/2024 before 4.00 PM

6. Tender to be submitted at the following address: Prof. A. Chitharanjan Hegde,
Dean (Students' Welfare), NITK
Surathkal, Mangalore - 575025
+91 824-2403004,
Email id: deansw@nitk.edu.in

7. Place, Date and Time of opening of technical bid:

Date:21/02/2024

Time :4.30 PM

VENUE: Board Room NITK

**Sd/-
Dean (SW)**

Note: Institute shall not be responsible for any postal delay about non-receipt /nondelivery of the bids or due to the wrong addressee.

SECTION 1: INSTRUCTION TO BIDDER (ITB)

1. The bid should be submitted in two covers System-Technical Bid and Financial Bid:

1.1 Envelope No.1 – Technical Bid: The agencies should give details of their technical soundness and provide a list of customers of previous supply of similar items to Universities, Institutes or Government Departments/ Undertakings/ public sectors with contact details. The details of the Bidder/ profile should be furnished along with the copy of all related documents. This envelope should be sealed and duly super-scribed as “**Envelope No. 1 – Technical Bid**”. Full name and address of the Bidder should also be mentioned on the envelope and should be addressed to The Director, NITK, Surathkal.

1.2. Documents to be submitted in the technical bid:

- a) The Bidder should possess Licence certificate for manufacture /supply of the item.
- b) List of Owner/partners of the firm and their contact numbers
- c) The Bidder should possess Income tax PAN Number.
- d) The Bidder should possess GST registration and TIN number.
- e) Catalogue of the Product with detailed product specifications.
- f) List Service Centres
- g) List of customers with contact details.
- h) The average annual turnover should not be less than 30% of the estimated cost put to tender/Tender for the job work. The copy of the Balance sheet, Profit & Loss A/c., Trade or Manufacturing A/c for the last 3 years should be enclosed
- i) **Warranty Period Offered for the tendered item to be specified. If the Warranty period is not conforming to the schedule of requirements given in section 3 of the document, the bid is liable to be treated as non-responsive and rejected.**
- j) **EMD in an original form valid for minimum six months, through Bank Guarantee drew on any scheduled bank in favour of “Director NITK, Surathkal”, payable at Surathkal should be submitted. EMD shall bear no interest. Any bid not accompanying with EMD is liable to be treated as non-responsive and rejected.**
- k) **Contract form given in section 5 needs to be submitted.**

The above documents should be furnished in the technical bid envelope.

2. Envelope No.2 – Financial bid: The agencies should submit their financial bid as per the format is given in Section 4 of the Notice Inviting Tender in this cover. The rate should be quoted both in words and figures. All the pages of the financial bid should be signed affixing the seal. All corrections and overwriting should be initialled. This envelope should be duly superscribed as “**Envelope No. 2 – Financial bid**”. Full name and address of the Bidder should also be mentioned on the envelope and should be addressed to The Director, NITK, Surathkal.

Both the Envelope No. 1 and 2 should be kept in another separate envelope duly superscribed with the following details.

(i) Tender Notification Number: 784/NITK/DSW/INCI-2024

(ii) “Tender for the supply of Proshow Productions for Incident 2024.”

(iii) Not to Open before : 21/02/2024, 4.30 PM

Mention “Kind Attention: Contact Person’s Name and Phone Number”, and submit at the address given in the Notice Inviting Tender.

- 3 The tender will be accepted only from the **manufacturers or its authorised supplier**.
4. The Institute **reserves the right to visit the factory** before or after the issue of supply order to satisfy itself regarding the quality of production. In case of any remarks /default noted, the EMD will be forfeited even if pre-qualified.
5. **The Financial Bid shall be in the format of Price Schedule given in Section 4. The Contract form as per format is given in section 5 shall be submitted. The incomplete or conditional tender will be rejected.**
6. Details of the item to be carried out, approximate quantity and the specifications are mentioned in **"Section 3 "** appended to this Notice Inviting Tender.
7. **The item to be used is strictly according to the specification and subject to test by the Institute/concerned authorities. It must be delivered and installed in good working condition.**
8. The Institute **reserves the right to cancel or reduce the quantity** included in the schedule of requirements at any time after acceptance of the tender with a notice. The Contractor/Supplier shall have no claim to any payment of compensation or otherwise whatsoever, on account of any profit or advantage which he might have derived from the execution of the work/supply in full but he did not derive in consequence of the foreclosure of the whole or part of the works.
9. **The release of EMD:** The EMD shall be released after receipt of performance security from the successful bidder.
10. **The validity of bids:** The rate quoted should be valid for a minimum of 90 days. No claim for escalation of the rate will be considered after opening the Tender.
- 11 Clarification of Tender Document:
A prospective bidder requiring any clarification of the Tender Document may communicate to the contact person given in this notice inviting tender. The contact person will respond to any request for clarification for the Tender Document received not later than 5 working days prior to the last date for the receipt of bids
- 12 Amendment of Tender document: At any time prior to the last date for receipt of bids, Institute may for any reason, whether at its own initiative or in response to a clarification requested by a prospective bidder, modify the Tender document by an amendment.
- 13 **Institute may at its own discretion extend the last date for the receipt of bids.**
- 14 The bids shall be written in English language and any information printed in another language shall be accompanied by an English translation, in which case for the purpose of interpretation of the bid, the English translation shall govern.
- 15 The Institute reserves the right of accepting any bid other than the lowest or even rejecting all the bids. The decision of the Institute Purchase Committee is final in all matters of tender and purchase.
- 16 The bidder should give the following declaration while submitting the Tender. Any other details required may be obtained from the contact person given in the notice inviting tender during the office hours.

DECLARATION

I/we have not tampered/modified the tender forms in any manner. In case, if the same is found to be tampered/modified, I /we understand that my/our tender will be summarily rejected and full Earnest money deposit will be forfeited and I /we are/are liable to be banned from doing business with NITK, Surathkal and/or prosecuted.

Signature of the Bidder : _____

Name and Designation : _____

Business Address : _____

Place :

Date :

Seal of the Bidder's Firm

SECTION 2: CONDITIONS OF CONTRACT.

1. The rates should be quoted for preferably FOR destination from supply within India.
2. The rate quoted should be on a unit basis. Taxes and other charges should be quoted separately, considering exemptions if any.
3. Rate quoted should be inclusive of Testing, commissioning and Installation of equipment and Training.
4. Payment: No advance payment will be made. Payment will be made only after the supply of the item in good and satisfactory condition and receipt of performance security by the supplier. **In the case of Imports, the payment will be made through LC / Sight Draft / After Installation, and performance security need to be submitted at the time of LC commitment/issue of sight draft.**
5. Guarantee and Warranty period should be specified for the complete period conforming to section 3 of this tender document.
6. The period required for the supply and installation of the item should be specified conforming to section 3 of this tender document.
7. Bidder must quote the price for each requirement separately
8. Extra requirements must be provided only if the buyer requests officially with a letter
9. For extra requirements to be satisfied, the detailed bill must be submitted, and the price should be the same as quoted before in the tender.
10. If any requirement mentioned in the tender is not provided or is cancelled by the buyer, the same should not be charged
11. No extra amount should be charged for vendor's failure to satisfy the requirements mentioned in technical rider. Only charged if artists request extra items not mentioned in the technical rider.
12. If any requirements are not satisfied and the same requirements are arranged locally by the vendor/buyer, the cost should be borne by the vendor alone.
13. Other arrangements that needs to be arranged by the buyer to run the show should be communicated by the vendor after obtaining the work order.
14. Irrespective of number of speakers, the PA should be good enough for the venue (350 ft x 160 ft arena) and satisfy the tech rider.
15. **Any deviations from the technical rider will be conveyed to the artist by the buyer and the finally agreed requirements is to be considered.**
16. In case of dispute, the matter will be subject to Mangalore Jurisdiction only.

SECTION 3: SCHEDULE OF REQUIREMENTS, SPECIFICATIONS AND ALLIED DETAILS

[To be filled up by the Department / Center of NITK, Surathkal]

Item(s) Name to be Procured : Proshow Productions for Incident 2024

Type : Service

Brief Specifications of the Item(s)
(Attach Additional Sheet if necessary) : As Per Annexure A

Quantity : As Per Annexure A

Any other details / requirement : As Per Annexure A

Warranty Period required :

Delivery Schedule expected
after release of Purchase order
(in Weeks) : 29/02/2024 to 03/03/2024

EMD (in Rupees) : Rs.30,000.00



NATIONAL INSTITUTE OF TECHNOLOGY KARNATAKA, SURATHKAL

SECTION 4 - PRICE BID (for indigenous Supplies)

[To be used by the bidder for submission of the bid]

Sr. No.	Item Description	Quantity (A)	BASIC RATE in Figures To be entered by the Bidder in Rs. P (B)	COST (INR) (A X B) = C	GST % (D)	GST Amount (INR) (C X (D/100)) = E	Amount (INR) (C + E)
1	Main PA, center fills, side fills, monitors, audio consoles, IEMs, Mics, wireless systems and backline for 4 days (February 29 th – March 3 rd)	1	Per unit				
2	Lightings for (February 29 th – March 3 rd) (4 days)	1	Per unit				
3	Truss system of 60ft X 40ft X 33ft with required subhangs (chain pulley included) for 4 days (February 29 th – March 3 rd) (Approx Dimensions)	1	Per unit				
4	Transportation, labour and technicians and others for the whole event	1	Per unit				
GRAND TOTAL IN FIGURES							
QUOTED RATE IN WORDS							

1. Delivery Mode: Delivery at NITK Surathkal, at the site only.

Total Bid Price in the above column should be inclusive of all taxes and levies transport, loading, unloading etc.

Delivery Period: 29/02/2024 to 03/03/2024

2. Payment Term: Payment within 30 days from the date submission of bill Acceptance Certificate to concerned Dept./ Sect.

PAN No. :

GST Registration No. :

Seal and Signature:.....

Name & Business Address:.....

Note: Price Bid should be submitted in given format only. For additional information/extra items above format may be typed and used.

Place:

Date:

SECTION 5 : CONTRACT FORM

[To be provided by the bidder in the business letter head]

1. (Name of the Supplier's Firm) hereby abide to deliver them by the delivery schedule mentioned in section 3 tender document for the supply of the items if the purchase order is awarded.
2. The item will be supplied conforming to the specifications stated in the tender document without any defect and deviations.
3. Warranty will be given for the period mentioned in the tender document and service will be rendered to the satisfaction of NITK, Surathkal during this period.

Signature of the Bidder : _____

Name and Designation : _____

Business Address : _____

Place :

Seal of the Bidder's Firm

Date :

Annexure - 'A'
Detailed Technical Specifications

- Team Incident (hereafter referred to as the 'TI 24'), will conduct the Incident 2024, the annual Cultural Festival from 29th February to 03rd March 2024 in the National Institute of Technology, Karnataka campus located at NH 66, Srinivasnagar, Surathkal, Mangaluru, Karnataka – 575025.
- The Following pages will give a detailed description of the requirements in terms of Live Sound, Sound reinforcement, Instrument rentals, Lights and other accessories required in partial fulfillment for all 4 days of INCIDENT '24 to be held at NITK.
- Please Note that this Draft is to be considered as a requirement list and a sealed quotation is to be submitted (**On or before February 21st, 2024, 4.00PM**) to Dean (SW) NITK Surathkal
- Any additional general arrangements needs apart from this draft are to be fulfilled by the vendor if needed.
- Strict secrecy and confidentiality are to be maintained with regard to the same.
- **THIS IS NOT A CONFIRMATION WORK ORDER.**

- For clarifications contact: Abhishek P (+91 9110412095)
 Abhishek KV (+91 9980970276)

Requirement specifications for sound, truss and lightings

Day 0 (February 29th)

Band : Taarana (Duo)

**10 channels with DI boxes
2 wireless handheld microphones
2 wired talkbacks
3 wireless in ears monitors with earpiece
2 wedges
Any digital console (Digico preferred)**

Day 1(1st March) Band 1: Anand Bhaskar Collective



THIS RIDER REPLACES ALL PREVIOUS RIDERS.

PLEASE DESTROY ANY PREVIOUS RIDERS

REVISED - 12TH JULY 2023

LOAD IN / SOUND CHECK / LOAD OUT

1. Our load in and stage set up time is approximately **01 hours**
2. Sound Check will take approximately **02 hours**
3. Load out is approximately **30 mins**
4. **Two stagehands** must be present during soundcheck and performance
5. Stage, risers, lights, sound and Backline must be set-up and ready before load-in
6. When above call times are not available please notify tour manager in advance
7. Promoter Representative/Production Assistant must be present during Load in/Load out

ELECTRICITY

1. Stage must have **Electrical Grounding**.
2. (05nos)-**230v AC** position must be available on stage upon our arrival for: (Universal plug connections)
 - I. **BASS**
 - II. **VIOLIN**
 - III. **ACOUSTIC GUITAR**
 - IV. **LEAD GUITAR**
 - V. **DRUMS**

STAGE REQUIREMENTS

- . **RISERS REQUIRED FOR DRUMS**
- . **DIMENSIONS:** 10 FEET X 10 FEET X 1 FEET HEIGHT
- . **COLOR:** CARPETED IN BLACK OR GRAY
- . **FLIGHT CASE:** 2 FLIGHT CASE OF APPROX 2FEET HEIGHT TO BE PLACED ON STAGE AS PER STAGE PLOT.

LIGHTING REQUIREMENTS

SR NO.	EQUIPMENTS	QTY
1.	LED PARCAN	24
2.	PAR 64	12
3.	BLINDERS	06
4.	MOVING HEAD BEAMS	12
5.	MOVING HEAD WASH	08
6.	CONSOLE AVOLITE PEARL P-2008	01
7.	HAZE MACHINE	02

LOCAL BACKLINE RENTAL REQUIREMENTS

BASS	
AMPEG SVT- 4 WITH 8 X 10 CAB OR HARTKE TX600 WITH 4 X 10 CAB MARK BASS LITTLE MARCUS 800 WITH MARCUS MILLER 104 CAB	1
GUITAR	
MARSHALL JCM900 WITH 4 X 10 CAB OR FENDER TWIN REVERB	1
DRUMS	
DW COLLECTOR'S / PEARL REFERENCE / PEARL MASTERS MAPEX SATURN V / MAPEX ARMORY SERIES TAMA STAR CLASSIC / DW COLLECTOR'S SERIES CYMBALS - SABIAN AAX, AA, HHX, HHV MEINL BYZANCE SERIES ZILDJIAN K CUSTOM DARK	
KICK - 22"	1
TOM - 10"/12"	1
FLOOR TOM - 16" & 18" or 14" & 16"	1
SNARE - 14" X 6.5"	1
CRASH 16"	1
CRASH 18"	1
CRASH 19" OR 20"	1
CHINA 18" OR 19"	1
RIDE 20"	1
HI HATS 14" - PAIR	1
SPLASH 8" OR 10"	1
CYMBAL STAND	6
SNARE STAND	1
HI HAT STAND - TAMA IRON COBRA	1
HI-END DRUM THRONE BICYCLE TYPE (PEARL/TAMA/MAPEX)	1
DOUBLE KICK PEDAL - DW 9000 SERIES , PEARL DEMON DRIVE , TAMA SPEED COBRA, PEARL ELIMINATOR REDLINE , TAMA SPEED COBRA, 910, TAMA 800 Series	1

LOCAL BACKLINE RENTAL REQUIREMENTS

PLEASE NOTE

ALL DRUMS MUST HAVE:

- . Evans G2 Coated head on Snare.
- . Please have an STANDBY snare head at the venue.
- . Evans G2 Clear head on Toms
- . Evans EMAD head on Kick Drum.
- . Drum Head Should be New. Worn-out Heads Won't be accepted.
- . CYMBALS: No K Custom Hybrid OR Dark series Please.
- . Drum Shield is needed for smaller stage and Indoor venue.
- . The requested equipment is expected to be in good working condition. Worn out, missing or non-operable parts can not be accepted.
- . Any substitutions or changes to the above listed equipment or requirements must be approved In advance.

SOUND REQUIREMENTS

FOH – CONSOLE

AVID S6L 24D/24C, Allen & Heath D-live S7000.

PA

Preferred System:

D&B K/J/V Series.

L Acoustics K2

JBL VTX / A12

Any 3-way Cabinet from a reputed Speaker Manufacturer With matched subs & Amplification (NO JBL VRX)

MONITORING

06 - Sennheiser G4 Wireless In-ear monitoring system.
Antenna combiner is a MUST. (CPA CB4 / Sennheiser G4 AC41).

01- Any small active speaker at FOH position

WEDGES

03 - D&B M4/Max2 or JBL 915

18" Single subs for the Drummer

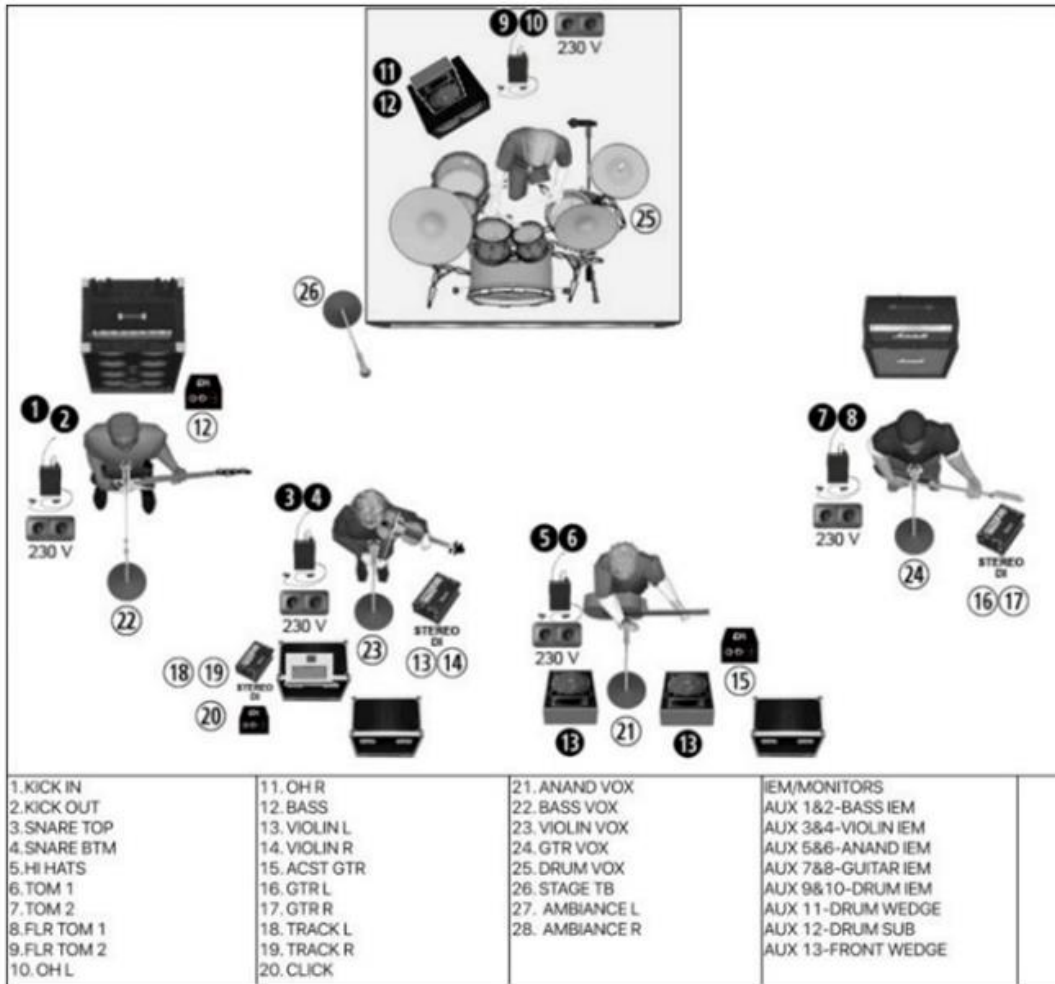
SIDE FILLS (ONLY FOR OUTDOOR VENUES)

1 pair of 3-way side fills with Subs (JBL SRX/STX with Subs)

PLEASE NOTE

Sound and light cables cannot cross each other neither on the stage nor offstage and must have separate power supplies.

STAGE PLOT



INPUT LIST

CHANNEL	INSTRUMENT	MIC/DI	INSERT	NOTE
1	KICK IN	SHURE BETA 91	COMP/GATE	
2	KICK OUT	SHURE BETA 52	COMP/GATE	
3	SNARE TOP	BEYER DYNAMIC TG88		WE CARRY
4	SNARE BTM	SHURE SM 57		
5	HI HATS	SHURE SM 81	COMPRESSOR	
6	TOM 1	DPA 4099	COMP/GATE	
7	TOM 2	DPA 4099	COMP/GATE	
8	FLOOR TOM 1	DPA 4099	COMP/GATE	
9	FLOOR TOM 2	DPA 4099	COMP/GATE	
10	OH L	SHURE SM 81	COMP	
11	OH R	SHURE SM 81	COMP	
12	BASS	ACTIVE DI	COMP	
13	VIOLIN	ACTIVE DI	COMP	
14	BASS LAPTOP	ACTIVE DI	COMP	FROM LAPTOP
15	ACOUSTIC GUITAR	ACTIVE DI	COMP	
16	GUITAR L	ACTIVE DI	COMP	
17	GUITAR R	ACTIVE DI	COMP	
18	TRACK L	ACTIVE DI		
19	TRACK R	ACTIVE DI		
20	CLICK	ACTIVE DI		
21	ANAND VOX	CPA 2000	COMP	WE CARRY
22	BASS VOX	SHURE SM 58	COMP	
23	VIOLIN VOX	SHURE SM 58	COMP	
24	GUITAR VOX	SHURE SM 58	COMP	
25	DRUM VOX	SHURE SM 58		SWITCH MIC
26	STAGE TB			SWITCH MIC
27	AMBIENCE MIC L	CONDENSOR MIC		
28	AMBIENCE MIC R	CONDENSOR MIC		

Band 2: The Raghu Dixit Project

LIGHTS REQUIREMENTS

Blinders 4x4 – 32 Nos.

Parcan narrow 1kw – 32 Nos

Clay Paky tamboura batton – 34 Nos

Mythos – 8 Nos

Sharpy – 27 Nos

Led par RGBW – 32 Nos

Truss 60ft x 40ft (for a 50 x 40 stage) with 2 horizontal cross sections

Truss vertical pillars with base plate -

16ft height – 2 Nos

12ft height – 2 Nos

8ft height – 2 Nos

4ft height – 2 Nos

Smoke factory Outdoor haze – 4 Nos

The Raghu Dixit Project will be performing as a 6-piece band:

- Lead Vocals and Acoustic guitar
- Backing vocals and Bass guitar
- Electric Guitar 1 and backing vocals
- Flute
- Drums
- Violin

The organizer shall at all times exercise **security** over equipment and personnel on stage and at the mixing console area, preventing access to same by unauthorized personnel.

This equipment is not to be shared with any other support or head line act or for any other purpose without consulting the band.

Once the equipment has been sound checked, it is not to be removed, changed, or struck until after The Raghu Dixit Project's performance is over.

The Organizer shall furnish a first class sound system suitable for the venue, including an **experienced sound engineer**.

The band requires the stage to be set up according to the Stage Plan (attached) prior to the arrival of the band's sound engineer.

The Raghu Dixit Project will require **minimum of 2 hours for sound check prior to the start of the show.**

This 2 hour period begins only after all back line gear is in position and operational on stage.

All inputs must be line-checked and the FOH and Monitor systems must be fully functional and in a show ready state.

It is expected that all sound equipment provided is of professional quality, in perfect working condition, and is accompanied by **professional technicians/engineers**.

The Raghu Dixit Project's designated FOH engineer must have access and control over all House EQ, Delay and Crossover settings.

This is a standard tech rider and few mentions may not be applicable to the venue or certain other conditions. Please discuss these changes with the Artist Management and Sound Engineer for all such changes.

TECHNICAL REQUIREMENT - SOUND

DRUMS

JOE JACOB

In order of preference

1: **Tama Star Classic/Hyper drive**

2: **Mapex Saturn/Black Panther**

3: **Yamaha Maple custom/Stage custom**

Drum Kit should have a minimum of 6 boom cymbal stands/Heavy duty snare stand/Heavy duty throne and hardware.

Input	Source Type	Comments
Kick in	e901/ Beta 91	
Kick Out	e902/ Beta 52A	Small Boom Stand
Snare Top	MD421/ SM57	Small Boom Stand
Snare Bottom	MD421/ SM57	Small Boom Stand
Rack Tom 1	e904/DPA 4099	Clip on
Rack Tom 2	e904/DPA 4099	Clip on
Floor Tom	e904/DPA 4099	Clip on
Hi-Hats	e904/ SM81	Small Boom Stand
Overhead Left	e914/SM 81	Big Boom Stand
Overhead Right	e914/SM 81	Big Boom Stand
Metronome	Di Radial/BSS(3.5mm TRS)	Notation Stand, 220V Power outlet
Output	Output Type	Comments
Drummer IEM	Sennheiser EW IEM G4	Mono Signal

LEAD VOCALS & ACOUSTIC GUITAR

RAGHU DIXIT

Input	Source Type	Comments
Acoustic Guitar	Stereo XLR	Guitar Stands (2 nos), 220V Power Outlet
Raghu Vocals	Sennheiser – SKM 2000 with MMD945 and EM 2000	Big Boom Stand, Microphone carried by the band
Output	Output Type	Comments
Raghu IEM	Sennheiser EW IEM G4	Stereo Signal
Raghu Wedges	D&B Max2, JBL VRX915M	Mono Signal, (2Nos)15inch Full range monitors.

BASS GUITAR

NARESH NATHAN

Input	Source Type	Comments
Bass Guitar	Mono XLR	Guitar Stand, 220V Power Outlet
Bass Vocals	SM 58	Big Boom Stand, Dummy Stage Monitor
Output	Output Type	Comments
Bass IEM	Sennheiser EW IEM G4	Mono Signal

ELECTRIC GUITAR 1

SANJAY KUMAR

Input	Source Type	Comments
Electric Guitar	Stereo XLR	Guitar Stand, 220V Power Outlet
Vocals	SM 58	Big Boom Stand, Dummy Stage Monitor
Output	Output Type	Comments
Lead IEM	Sennheiser EW IEM G4	Stereo Signal

FLUTE

GOUTAM HEBBAR

Input	Source Type	Comments
Flute	e935/SM57	Single Tier Keyboard Stand, Big Boom stand
Output	Output Type	Comments
Flute IEM	Sennheiser EW IEM G4	Mono Signal

VIOLIN

AKSHAY GANESH

Input	Source Type	Comments
Violin	DI Radial/BSS (Stereo)	220V Power Outlet
Output	Output Type	Comments
Violin IEM	Sennheiser EW IEM G4	Mono Signal

PLEASE NOTE

Drum Kit to be provided by the Organizers - the band will NOT carry their drum kit. The band will not share the drum kit with other bands.

The Raghu Dixit Project Will Bring : All required musical instruments EXCEPT the Drum Kit.

The Drum Kit and breakables (snare, throne, cymbals etc) should be provided at the venue.

2 Risers of dimensions - 8ft x 8ft x 1.5ft will be needed for drums and percussions. The riser will move post soundcheck ONLY if rolling riser is provided.

PA SYSTEM

L'Acoustics- K1, K2, Karas

D&B – GSL/KSL OR XSL

Meyer Panther / Lepord

System must consist of a Three-way or Four-way system with sufficient amplification

Speaker enclosures to cover the entire seating area (Venue's Maximum Capacity) and be capable of minimum 110dB at the console.

System shall be of even coverage throughout the entire venue.

Adequate center fills to be provided by vendor incase stage is more than 30 ft wide.

System should be flown whenever possible or elevated. System, if stacked, should be a maximum of 6 feet from front of main stage (both left and right).

This includes the sound wings and is applicable any time the system is not flown.
System should be configured in Stereo

FOH CONSOLE

- Allen & heath D-Live S7000/S5000 Only
- Avid - S6L 32D/24D Only
- FOH console should be well maintained and calibrated.
- Talk back to stage and a discrete clear-com communication system between house sound and monitor world is also required.
- Console should be placed at center position and a minimum of 60 feet from the sound.
- NO BEHRINGER / MACKIE PRODUCTS
- No mosquitos at FOH Mix Position. Please use Insect repellent as required

PLEASE NOTE

- Sound mixing console EQ/FX Racks and Light Mixing Desk should be placed at the center of the Venue 60 feet from the front of stage.
- The sound engineer needs to have eye contact with all the musicians on stage, so consider raising the entire mixing position if necessary, usually about 1-1.5ft is sufficient.
- Please do not cover speakers with posters or promo material.

**** PLEASE DO NOT USE SMOKE/HAZE MACHINES ON STAGE ****



Visual Jockey (VJ) Technical Rider

- 1.HDMI output to FOH
- 2.Table 2x4 clear working space
- 3.Extension board with 2 power out option
- 4.Fan or air cooler if it's an outdoor event

STAGE LAYOUT



INPUT PATCH LIST

Input 1	Kick in	e901/ Beta 91	
Input 2	Kick Out	e902/ Beta 52A	Small Boom Stand
Input 3	Snare Top	MD421/ SM57	Small Boom Stand
Input 4	Snare Bottom	MD421/ SM57	Small Boom Stand
Input 5	Hi-Hats	e904/ SM81	Small Boom Stand
Input 6	Rack Tom 1	e904/DPA 4099	Clip on
Input 7	Rack Tom 2	e904/DPA 4099	Clip on
Input 8	Floor Tom	e904/DPA 4099	Clip on
Input 9	Overhead Left	e914/SM 81	Big Boom Stand
Input 10	Overhead Right	e914/SM 81	Big Boom Stand
Input 11	Darbuka	MD421/DPA 4099/SM57	Big Boom Stand
Input 12	CLICK L	DI Radial/BSS	220V Power Outlet
Input 13	CLICK R	DI Radial/BSS	
Input 14	Bass Guitar	Mono XLR	Guitar Stand, 220V Power Outlet
Input 15	Lead Guitar Left	XLR	Guitar Stand, 220V Power Outlet
Input 16	Lead Guitar Right	XLR	
Input 17	Violin Left	DI Radial/BSS	220V Power Outlet
Input 18	Violin Right	DI Radial/BSS	
Input 19	Rhythm Guitar Left	XLR	Guitar Stand, 220V Power Outlet
Input 20	Rhythm Guitar Right	XLR	
Input 21	Acoustic Guitar Left	XLR	Guitar Stand, 220V Power Outlet
Input 22	Acoustic Guitar Right	XLR	
Input 23	Flute	e935/SM57	Single Tier Keyboard Stand, Big Boom stand
Input 24			
Input 25	Raghu Guitar Left	XLR	Guitar Stands (2 nos)
Input 26	Raghu Guitar Right	XLR	
Input 27	Raghu Vox	Sennheiser – SKM 2000 with MMD945 and EM 2000	Big Boom Stand, Microphone carried by the band
Input 28	BassVocals	SM 58	Big Boom Stand
Input 29	Guitar Vocals	SM58	Big Boom Stand

Input 30	Acoustic Guitar Right	XLR	
Input 31	FoH talkback	SM58	Big boom stand

Raghu D.

OUTPUT PATCH LIST

	Output	Output Type	Comments
Output 1 & 2	Raghu IEM	Sennheiser EW IEM G4	Stereo Signal
Output 3&4	Bass IEM	Sennheiser EW IEM G4	Stereo Signal
Output 5&6	Electric Guitar 1	Sennheiser EW IEM G4	Stereo Signal
Output 7&8	Drummer IEM	Sennheiser EW IEM G4	Stereo Signal
Output 9&10	Violin IEM	Sennheiser EW IEM G4	Stereo Signal
Output 11&12	Flute IEM	Sennheiser EW IEM G4	Stereo Signal
Output 13&14	CUE	Sennheiser EW IEM G4	Stereo Signal
Output 15&16			
Output 17	Raghu Wedges	D&B Max2, JBL VRX915M	Mono Signal, (2Nos)15inch Full range monitors.
Output 18	Center Fills		LR Matrix
Output 19	FoH shout	Shout monitor	Console Local out
Output 29/30	Subs		
Output 31	Main PA Left		
Output 32	Main PA Right		

PLEASE NOTE: - KINDLY GO THROUGH THE RIDER THOROUGHLY AND PLEASE FEEL FREE TO CALL & GET IN TOUCH WITH THE ENGINEER IN CASE OF ANY CHANGES OR CLARIFICATIONS

VINOD BANGERA
AUDIO ENGINEER
+91 98443 41811

DEBAYAN DEB
MANAGEMENT
+91 75060 50895

JOE JACOB
DRUMMER
+91 99004 41398

Day 2 (March 2nd)

DJ 1: Carnivore

TECHNICAL

- 2 X PIONEER CDJ 2000 NEXUS 2
(WITH LATEST UPDATE ALL LINKED TOGETHER)
- 1 X PIONEER DJM 900 NEXUS 2 MIXER
- 2 X POWERFUL MONITORS (HIGH MID LOW FREQUENCIES)
- 1 BASS CONNECTED DIRECTLY TO MIXER ON BOOTH OUT (BRANDS LIKE)
DYNACORD DBTECHNOLOGIES RCF JBL MARTIN AUDIO
- 1 MIC - SHURE SM58 CONNECTED TO MIXER
- SOUND VOLUME ON THE DANCE FLOOR SHOULD BEAT LEAST 100 DB WITHOUT ANY
DISTORTION
- DJ TABLE MUST BEAT LEAST 1.00 METERS / 3.3 FEET / 39.4 INCH HIGH
- 1 OR 2 FANS NEAR DJ CABIN

DJ 2 : Ravator

RAVATOR – TECHNICAL RIDER

Thank you for your interest in booking **RAVATOR** for a DJ set at your venue. Please find the necessary requirements below.

From this section on, the organiser, club owner or any else responsible for the show or the night shall be referred to as **The Promoter**.

From this section on, **RAVATOR** represented by Rohit / Anubhav shall be referred to as **The Artist**.

EQUIPMENT LIST

The Promoter is strongly advised to consult and confirm with your on-site audio engineer about the set up below since it is not possible for **The Artist** to perform without the same. No recording of any kind is to be made of the performance without prior written consent from **The Artist**.


Equipment to be supplied by **The Promoter** is as follows:

- a) 1 x Pioneer DJM 900NXS2 Mixer (No other model will do)
- b) 2 x Powered Monitor Speakers with Subwoofers controlled by the DJ mixer *Left and Right Side of the DJ Console at EAR HEIGHT*
- c) 3 CDJ NEXUS 2000
- d) 3 x Wireless Microphone (Preferably Shure SM 58 RF)
- e) 2x Wireless IEMs - Sennheiser EW 300 G3 or higher with standard earpieces
- f) 4x Electricity plug points next to the console

CONSOLE DESIGN

- a) Ideal console size is 15ft (L) x 2ft (W) x 3ft (H). Console must be sturdy enough for to support weight of The Artist standing on it.
- b) Mixer must be at a MINIMUM height of 3 feet from the ground surface. Space should be left on the left hand side for The Artists laptop and controller.
- c) Mixer should be on a solid and stable surface, free from any vibration or movement.
- d) All cables to/from and in the vicinity of DJ booth/table must be taped securely to avoid any potential trip hazards or potential interruption to power or audio.

STAGE PLOT



- e) a) DJ table must a sturdy 4 legged wooden/metallic table. The table should be strong enough to support the weight of the artist standing on it.
- f) b) Black masking should be only done around the sides so the LED wall at the back is visible.
- g) c) Stage area should be completely clear apart from DJ table and monitors.
- h) d) Backdrop LED should cover complete length of the stage and should be in the ratio of 16:9 ONLY.

VENUE PRODUCTION [FOR OUTDOOR SHOWS]

The Promoter must install the following lights and effects at the venue for the performance.
In case a particular light / effect is not available at the city, The Promoter must inform The Artist about the same, at least one week prior to the show.

Sr.No.	Heads	Subheads	Quantity	Comments
1	Sound	Main PA		Preferred Brands - L'Acoustics / DAS / EV
		Tops	16	
		Subs	16	
		Front Fills		
		Tops	4	
		Monitors		
		Tops - dvDosc / Kara / D&B	4	
		Subs - dvSubs / D&B	2	
2	Lights	Moving Head Spot	24	Please refer to the lighting plot attached separately, for placement and connections.
		Moving Head LED Wash	16	
		PAR CAN 64	8	
		Molefay 4x4	12	
		Atomic Strobe 3000	12	
		LED PAR CAN	30	
		Profile	3	
		Haze Machine	2	
3	Truss	Roof Truss or Box Truss	1	Size as per stage dimensions
5	LED	Backdrop - 12 mm SMD	1	24' x 16' ft
6	SFX	Co2 Jets	6	
		Super Blaster (Confetti)	2	6hits
		Stadium Shots (Streamers)	2	3 hits
		Cold Pyro (- second shots)	4	3 hits
		SFX Consumables		
		45 kgs Co2 cylinder	12	

For further clarifications, please contact the Artist Manager:

Rohit - 9599920132 / Anubhav - 8851964929

rohit@ncmagency.com / nightlifecoverage@gmail.com

Day 3(March 3rd)

Band : Mayank and Maadhyam

1. **STAGE** - The stage dimension should be a minimum of 30'wide x 20'deep and should have a clear ceiling height of min 15feet from the stage floor. The stage floor should be at a height of 5.5feet to 6feet from the ground so that the stage is clearly visible from the last row of audience. A front of stage ramp of min 6' width x 15' length is to be provided.

The stage must be accessible for the band through a secured, controlled and safe passage, which should be independent and separate from the general public/ audience entry.

The band's vehicle access should be closest to the stage.

Stage and Sound Console should have a roof depending on the weather conditions and forecast. Temporary roof, if required, is to be provided on stage and on the sound console during technical check.

2. **STAGE HANDS** - Organiser shall provide a minimum of four (4) stage- hands to help ARTIST's crew for load-in, stage set-up and load-out.
3. **SOUNDCHECK** - Organiser shall not allow audience to enter place of performance until technical set-up has been completed. ARTIST requires a minimum three (2) hour sound check **after** completion of load-in and setup (load-in & setup time will be approx 1 hour). The stage must be made available to the artist four hours before the venue is opened to the public. The doors cannot be opened without the band manager's approval. The monitors, musical equipments etc performance gear will not be moved completely from stage after the sound check.
4. **STAGE GEAR**: Refer to Stage Gear given in **Annex I and to be provided by organizer**
5. **SOUND GEAR**: Refer to SOUND SPECIFICATION AND INPUT LIST as given in **Annex II and to be provided by organizer**
6. **RECORDING** - Audio or Video recordings are NOT permitted without advance written permission from Artist's Representatives

STAGE GEAR

MAYANK

(Vocals/ Acoustic Guitar)

(Traveling with Acoustic Guitar)

To provide by organizer the below:

- o Two (2) Loud Stage Monitor (Min 128 db SPL @ 1 mtr)
 - o One (1) In Ear Monitor –Sennheiser 2000 with Earpiece
 - o One Acoustic guitar stand
 - o Power Board with Multiple Sockets
 - o One Sennheiser 6000 wireless microphone.
-

BASS (Bass Guitar)

(Traveling with Bass Guitar)

To provide by organizer the below:

- o One (1) Bass amp (preferably AMPEG SVT 4PRO with SVT 810 Cabinet or HARTKE LH1000 with HyDrive 410 Cabinet and HyDrive 115 cabinet)
 - o One (1) In Ear Monitor –Sennheiser 2000 with Earpiece
 - o Two (2) Phono to Phono leads
 - o One Bass Guitar stand and One Notation stand
 - o Power Board with Multiple Sockets
-

DRUMS (Drums)

One Standard Drum kit and other accessories to be provided as below:

- | | |
|---------------------|------------------------|
| a) 22" Kick | b) 14" Snare |
| c) 10" Rack Tom | d) 14" Floor Tom |
| e) 16" Floor Tom | f) 1 Hi-Hats |
| g) 1x Ride zildjian | h) 3x Crashes zildjian |
| i) Drum Throne | |

Preferred kits are:

- | | | |
|------------------------|----------------------------------|-------------------------|
| 1) Pearl Reference | 2) DW Collectors Series | 3) Ludwig classic maple |
| 4) Yamaha Stage Custom | 5) Mapex Black Panther Velvetone | |

- **DRUM RISER with MAT** – Minimum 8' Wide x 8' Deep x 12" High. Must be carpeted

- Power Board with Multiple Sockets

- One (1) In Ear Monitor – Sennheiser 2000 with Earpiece

- **4x Boom Stands** to be provided for the crashes and ride.
- Please ensure that the drum kit is equipped with **new oil heads** for Toms and Kick Drum.
- Worn and/or stock heads are not acceptable.
- The Kick drum resonant head **MUST** have a **sound hole** for microphone access.
- **DRUM SHIELD IS MUST IF NOT THERE PLEASE CONTACT MANAGER OR SOUND ENGINEER.**

GUITAR (Guitar)

(Traveling with Electric) To provide by organizer the below:

- o One (1) Guitar Amplifier (FENDER TWIN ONLY)
- o Three (3) Phono to Phono leads for Guitar/Processor/Amp
- o One (1) In Ear Monitor –Sennheiser 2000 with Earpiece
- o One Electric Guitar Stand
- o Power Board with Multiple Sockets

KEYS (Keys)

To provide by organizer the below:

- o Keyboard & accessories
 1. YAMAHA MONATGE 6/7(Master Keyboard) - 1 No
 2. Double X, or Spider keyboard stand - 1 No
 3. Roland KC 550 or 880 kbd amp.(both the keyboards should be connected Stereo through DI LINK to the Amp).
 4. 10 jack to jack cables
 5. 1 notation stand
 6. YAMAHA Sustain Pedals
- o One (1) In Ear Monitor –Sennhesier 2000 with Earpiece
- o Power Board with Multiple Sockets

ANNEX II – SOUND GEAR

Mic/Input Requirements:

1	Lead Vocals	SENNHEISER 6000
2	Backing Vocals	SM 58 X 3
3	Drums	
	a) Kick	E602 +BETA91
	b) Snare	2 X BETA 57
	c) Toms	3X E604
	d) Cymbals/Hi-Hats	3 X KSM137
4	Bass	DI
5	Lead Guitar	2 X DI
6	Keyboards	4 X DI
7	Acoustic Guitar	1 X DI

Note: NO Shure PG series Mics or Behringer DI's please.

Monitors:

FOH Console:

A digital console to be provided. Please do not substitute with an analog console.	
	Digico sd10
	Digico sd12
	AVID S6L , AVID SC48 , AVID S3L
	YAMAHA CL5/3 , PM 7/5/3
<ul style="list-style-type: none"> • We will be carrying show files for the above console to save on setup time. • If the above are not available please inform us well in advance as to what equipment is available. • Please refrain from providing smaller digital consoles like the Yamaha LS9 or Behringer X32. These are not acceptable. • The console should be placed in the center of the audience area in front of 	

Console I/O:

a) Channel Assignments:

Channel	Instrument	Placement	Mic/DI	Stands
1	Kick- In		Shure Beta 91	-
2	Kick- Out		Sennheiser e602	Small
3	Snare Top		Shure Beta 57	Small
4	Snare Bottom		Shure Beta 57	Small
5	Hi-Hats	Drummer	Shure KSM 137	Big
6	Tom 1		E604	
7	Floor Tom 1		E604	
8	Floor Tom 2		E604	
9	Overhead L		Shure KSM 137	Big
10	Overhead R		Shure KSM 137	Big
11	Bass	Bass G	DI	-
12 & 13	Guitar L/R	Electric G	Sennheiser e609	Small
14 & 15	Keyboard1 L/R		DI	-
16 & 17	Keyboard2 L/R	Keyboard	DI	-
18	ACOUSTIC GTR		DI	-
19				-
21	MAYANK VOCAL		Sennheiser 6000	-
22	MAYANK VOCAL BK		Sennheiser 6000	Big
23	BASS VOX		Shure SM 58	Big
24	KEYS VOX		Shure SM 58	Big
25	GUITAR VOX		Shure SM 58	Big
26				
	I POD Left/Right		EP Cable Right	FOH
	Switch mic		Sennheiser e835	FOH

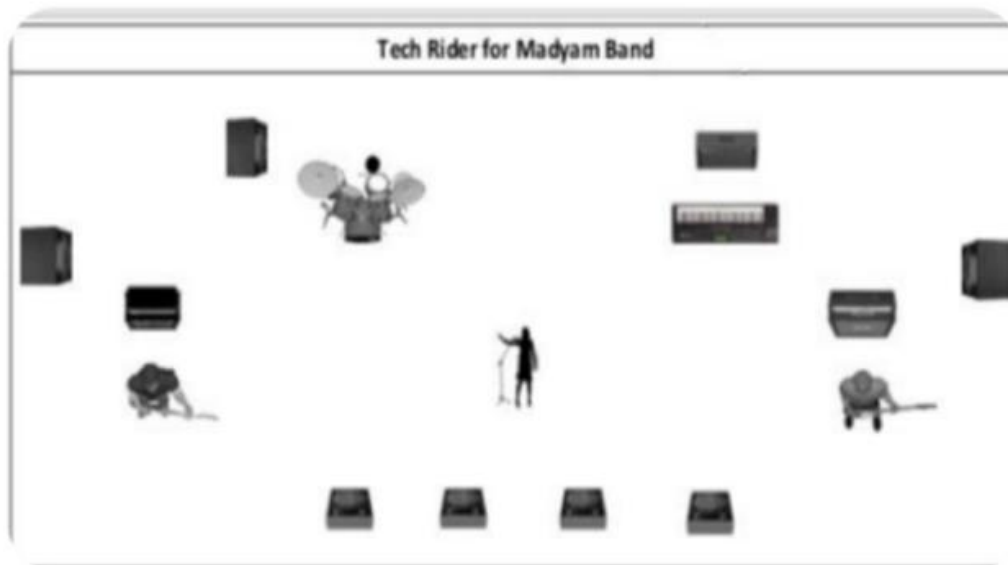
b) Auxiliaries:

Aux. Send	Remarks	Receiver Gain
1 & 2	MAYANK In-Ears	-18
3 & 4	BASS In-Ears	-18
5 & 6	DRUMS In-Ears	-18
7 & 8	KEYS In-Ears	-18
9 & 10	GUITARS In-Ears	-18
11 & 12	SPARE In-Ears	-18
13 & 14		-18
15 & 16		-18
17	Front Wedge	-
21	SUB send	PA
22	PA Tops Left	PA
23	PA Tops Right	PA
24	Front Fills	PA

FOH PA System

- The PA should be setup by the sound vendor depending on the venue location and acoustics.
- It should be tuned and be in a ready state before the band reaches the venue.
- The system must be placed minimum 2 feet ahead and 4 feet away from the side of the stage (Don't place it in line with the stage)
 - For 100 to 1000 pax Minimum 3nos-Dual 18" subs per side & 3 way active Medium Size tops – The system must be a **flown** array system Adamson/ d&b V series / L Acoustics.
 - Outdoor and Concert gigs Minimum 4nos dual 18" Subs per Side with equivalent Tops.
 - Centre/Front fills required.
 - The Subs must be driven off the Aux send.
 - Preferred brands for the PA are: Adamson/ d&b V series / L Acoustics.
- Incase the above brands are not available, please consult the bands engineer about the same.
- Locally Assembled PA's are NOT ACCEPTABLE
- The Sound power source MUST be on a separate generator from the Lighting source

STAGE LAYOUT



Artist : Shilpa Rao

	INPUTS	PLEASE REFER TO STAGE PLOT FOR MARKED POSITIONS				
Stage Box ID	Channel Number	Personell/Riser	Instrument/Info	Mic/DI	Stand	Notes
STAGE BOX 1-Ch 1	1	DRUMS	Kik In	Shure Beta91	No Stand	
STAGE BOX 1-Ch 2	2	DRUMS	Kik Out	Audix D6/DPA 4055	K&M/Hercules Short Boom	
STAGE BOX 1-Ch 3	3	DRUMS	Snare Top	DPA 4099D	CLIP	
STAGE BOX 1-Ch 4	4	DRUMS	Snare Bot	Shure SM57/Beta57	K&M/Hercules Short Boom	
STAGE BOX 1-Ch 5	5	DRUMS	Hats	Shure SM81	Medium Boom	
STAGE BOX 1-Ch 6	6	DRUMS	T1	DPA 4099D	Clip	
STAGE BOX 1-Ch 7	7	DRUMS	T2	DPA 4099D	Clip	
STAGE BOX 1-Ch 8	8	DRUMS	T3	DPA 4099D	Clip	
STAGE BOX 1-Ch 9	9	DRUMS	FT 1	DPA 4099D	Clip	
STAGE BOX 1-Ch 10	10	DRUMS	FT 2	DPA 4099D	Clip	
STAGE BOX 1-Ch 11	11	DRUMS	OH L	Neumann KM184	K&M Tall Boom	
STAGE BOX 1-Ch 12	12	DRUMS	OH R	Neumann KM184	K&M Tall Boom	
STAGE BOX 1-Ch 13	13	PERCUSSIONS	Handsonic L	DI - BSS	DI	-20db Pad
STAGE BOX 1-Ch 14	14	PERCUSSIONS	Handsonic R	DI - BSS	DI	-20db Pad
STAGE BOX 1-Ch 15	15	PERCUSSIONS	Conga Lo	DPA 4099D	Clip	
STAGE BOX 1-Ch 16	16	PERCUSSIONS	Conga Hi	DPA 4099D	Clip	
STAGE BOX 1-Ch 17	17	PERCUSSIONS	Bongo	DPA 4099D	Clip	

STAGE BOX 1-Ch 18	18	PERCUSSIONS	Djembe Top	DPA 4099D	Clip	
STAGE BOX 1-Ch 19	19	PERCUSSIONS	Dholak Lo	Shure SM58	Medium Boom	
STAGE BOX 1-Ch 20	20	PERCUSSIONS	Dholak Hi	Shure SM57/Beta57	Medium Boom	
STAGE BOX 1-Ch 21	21	PERCUSSIONS	Dhol Lo	Shure Beta98 D/C Radio	Clip	WIRELESS
STAGE BOX 1-Ch 22	22	PERCUSSIONS	Dhol Hi	Shure Beta98 D/C Radio	Clip	WIRELESS
STAGE BOX 1-Ch 23	23	PERCUSSIONS	Timbale Lo	SM58	Short Boom	Miced from under
STAGE BOX 1-Ch 24	24	PERCUSSIONS	Timbale Hi	SM57	Short Boom	Miced from top
STAGE BOX 1-Ch 25	25	PERCUSSIONS	OH L	Shure SM81	K&M Tall Boom	
STAGE BOX 1-Ch 26	26	PERCUSSIONS	OH R	Shure SM81	K&M Tall Boom	
STAGE BOX 1-Ch 27	27	BASS	Electric Bass	DI - BSS	DI	-20db Pad
STAGE BOX 1-Ch 28	28	GUJAR	Guitar 1 L	DI - BSS	DI	-20db Pad
STAGE BOX 1-Ch 29	29	GUJAR	Guitar 1 R	DI - BSS	DI	-20db Pad
STAGE BOX 1-Ch 30	30	KEYS	NORD L	DI - BSS	DI	-20db Pad
STAGE BOX 1-Ch 31	31	KEYS	NORD R	DI - BSS	DI	-20db Pad
STAGE BOX 1-Ch 32	32	KEYS	Montage L	DI - BSS	DI	-20db Pad
STAGE BOX 1-Ch 33	33	KEYS	Montage R	DI - BSS	DI	-20db Pad
STAGE BOX 1-Ch 34	34	ABLETON	Laptop L	DI - BSS	DI	-20db Pad
STAGE BOX 1-Ch 35	35	ABLETON	Laptop R	DI - BSS	DI	-20db Pad
STAGE BOX 1-Ch 36	36	ABLETON	Click	DI - BSS	DI	-20db Pad
STAGE BOX 1-Ch 37	37	ABLETON	Cue	DI - BSS	DI	-20db Pad
STAGE BOX 1-Ch 38	38	FLUTE	Flute	Shure WH20 OR DPA Headworn	HEADSET MIC	WIRELESS
STAGE BOX 1-Ch 39	39	Radio HH	Main Vox-Shilpa	Sennheiser 6k Handheld-MM445 OR Shure Axient Beta58	K&M Tall Boom-STRAIGHT	
STAGE BOX 1-Ch 40	40	Radio HH	Backup Vox-Shilpa	Sennheiser 6k Handheld-MM445 OR Shure Axient Beta58		
STAGE BOX 1-Ch 41	41	BASS	Bass Vocals	Shure SM58	Tall Boom	
STAGE BOX 1-Ch 42	42	DRUMS	Drums Vocals	Shure SM58	Tall Boom	

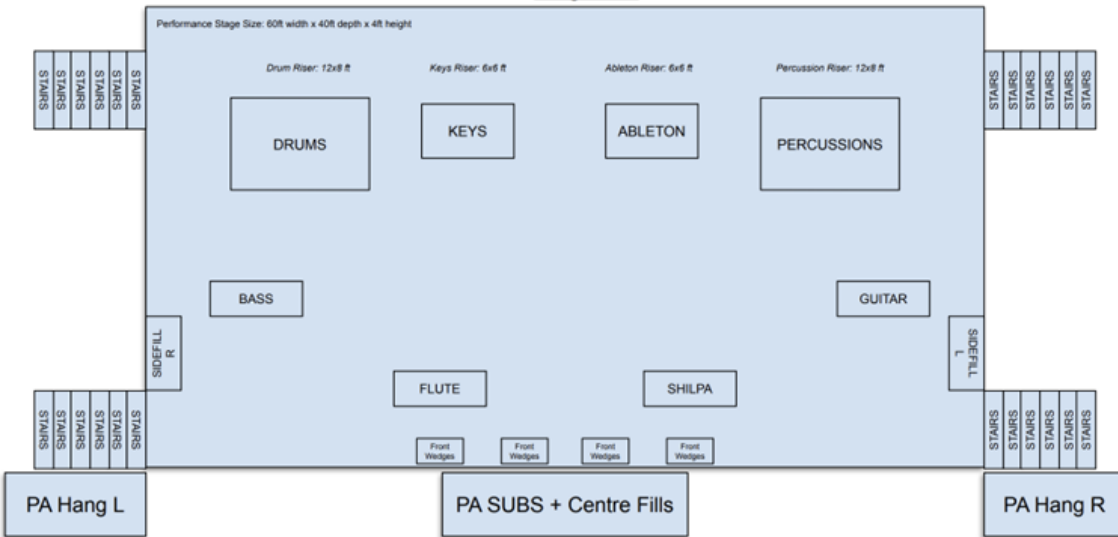
STAGE BOX 1-Ch 43	43	KEYS	Keys Vocals	Shure SM58	Tail Boom	
STAGE BOX 1-Ch 44	44	PERCUSSIONS	Perc Vocals	Shure SM58	Tail Boom	
STAGE BOX 1-Ch 45	45	GUIAR	Guitar Vocals	Shure SM58	Tail Boom	
STAGE BOX 1-Ch 46	46	ABLETON	Ableton Vocals	Shure SM58S Switch	Tail Boom	SWITCH MIC!
STAGE BOX 1-Ch 47	47	AMBIENCE	Amb L	Shure SM81	Tail Boom	
STAGE BOX 1-Ch 48	48	AMBIENCE	AmbR	Shure SM81	Tail Boom	
FOH LOCAL	1		EP Cable/AV IN	DI - J48 Stereo L	EP Cable	DI
FOH LOCAL	2		EP Cable/AV IN	DI - J48 Stereo R	EP Cable	DI
FOH LOCAL	3		FOH DJ			
FOH LOCAL	4		FOH DJ			
FOH LOCAL	5		SMAART	DI		
FOH LOCAL	6		SMAART	DI		
FOH LOCAL	7					
FOH LOCAL	8		FOH Talkback	SM58S	Tail Boom	

OUTPUTS					
Stage Box ID	Channel Number	Destination	Personell/Riser	Notes	
Stage Box 1	1	Wireless IEM 1 L	SHILPA	8 channel combiner	
Stage Box 1	2	Wireless IEM 1 R	SHILPA	with dedicated antenna	
Stage Box 1	3	Wireless IEM 2 L	FLUTE	marked	
Stage Box 1	4	Wireless IEM 2 R	FLUTE	ANT 1	
Stage Box 1	5	Wireless IEM 3 L	BASS		
Stage Box 1	6	Wireless IEM 3 R	BASS		
Stage Box 1	7	Wireless IEM 4 L	DRUMS		
Stage Box 1	8	Wireless IEM 4 R	DRUMS		
Stage Box 1	9	Wireless IEM 5 L	KEYS		
Stage Box 1	10	Wireless IEM 5 R	KEYS		
Stage Box 1	11	Wireless IEM 6 L	PERCS		
Stage Box 1	12	Wireless IEM 6 R	PERCS		
Stage Box 1	13	Wireless IEM 7 R	GTR		
Stage Box 1	14	Wireless IEM 7 L	GTR		
Stage Box 1	15	Wireless IEM 8 L	ABLETON		
Stage Box 1	16	Wireless IEM 8 R	ABLETON		

Stage Box 2	17	Wireless IEM 9 L	GUEST	4 channel combiner
Stage Box 2	18	Wireless IEM 9 R	GUEST	with dedicated antenna
Stage Box 2	19	Wireless IEM 10 L	TECH IEM	marked
Stage Box 2	20	Wireless IEM 10 R	TECH IEM	ANT 2
Stage Box 2	21	Wireless IEM 11 L	CUE IEM	
Stage Box 2	22	Wireless IEM 11 R	CUE IEM	
Stage Box 2	23	Wireless IEM 12 L	SPARE	
Stage Box 2	24	Wireless IEM 12 R	SPARE	
Stage Box 2	25	Side Fills L		
Stage Box 2	26	Side Fills R		
Stage Box 2	27	Front		
Stage Box 2	28	PA L		
Stage Box 2	29	PA R		
Stage Box 2	30	Centre Fill		
Stage Box 2	31	SUBS		
Stage Box 2	32			
FOH LOCAL AN	1	Record L	Splitter	
FOH LOCAL AN	2	Record R	Splitter	
FOH LOCAL AN	3	Wired IEM 1 L	FOH	LIGHTS
FOH LOCAL AN	4	Wired IEM 1 R	FOH	LIGHTS
FOH LOCAL AN	5	Near Field L	FOH CONSOLE	Active Near Field
FOH LOCAL AN	6	Near Field R	FOH CONSOLE	Matched Pair
FOH LOCAL AN	7			

FOH LOCAL AN	8	FOH SHOUT	FOH CONSOLE	1 shout wedge, placed at FOH console
--------------	---	-----------	-------------	---

Stage Plot



Truss and Scaffolding/Speaker Towers:

- You must ensure that the truss systems installed are rated for the total load to be installed.
- Truss pillars must be installed on stable and ground leveled, and all 4 outriggers of each leg must be used.
- Pillars must be free of any form of tilt.
- Ensure the speaker towers used are rated for the load being installed.
- Adequate support/counter weight/ballast must be used to ensure stability of the truss/scaffolding.
- Ensure the crew is equipped with safety harnesses, safety shoes, and hardhats during setup. Please provide additional hard hats for the crew traveling with the band.

Pyro:

- It is compulsory to inform in advance the use of any form of pyrotechnics for the event.
- No hot pyro, cold pyro, blasts, flame throwers to be used without permission from the artist's management.
- Have adequate distance between the pyro and audience and artist to ensure safety. (At least 15ft between each)
- Have the pyro control center/switches and operator at the FOH console area.

Power:

- A qualified electrician & generator operator is mandatory on site from the time of setup till the end of the event.
- We need 3-phase 230V/50Hz regulated power supply on stage. The current rating for the power should be in accordance to what is needed by each department, ie. sound, lights or video systems. PLEASE ENSURE AND TRIPLE CHECK THE EARTH CONNECTION!!!
- Please ensure separate generators are used for Audio, Lights and Video systems.
- Absolutely NO plastic taped electrical contacts. No temporary joins and contacts using matchsticks or similar will be entertained.
- Earthing & grounding has to be done correctly for each department sound, light and video.
- Use only copper cable for earthing, of the same gauge or thicker than the cable used for 3-phase connection.
- Any form of current leakage from cables, microphones etc. will be unacceptable, and will result in termination of the performance.
- As far as possible use only Schuko and CEE form for connectors and sockets.

Main PA:

Flying Full Range Line Array System with independent scaffolding (preferred systems mentioned below) in the following configuration:

[Flying] - Left Main PA - Right Main PA

[Ground stacked] Centre Fill

[Centre-Cardioid-ARCed-End Fire] Subs - Must be positioned in the centre, as a cardioid rig

[Delay Stacks] As required and recommended by the system technician.

Required SPL at mix position: 110db, A weighted @ -18dbfs

Preferred manufacturers:

L'Acoustics, D&B, Meyersound, Adamson flagship large format rigs with their respective remote control network rigs and a qualified, experienced system engineer.

ALL SYSTEMS MUST BE FLOWN! NO GROUND STACKS PLEASE!

- If you have problems sourcing the system, kindly let us know and we will put you in touch with the right people. Please note: **NO OTHER SYSTEM IS ACCEPTABLE UNLESS WE HAVE APPROVED IT AT LEAST 2 WEEKS PRIOR TO THE CONCERT!** The FOH engineer will have final say on equipment placement. This is non negotiable.
- Kindly have a laptop with the remote network manager loaded on it for PA tuning at FOH and a **system engineer** who is familiar with the system & venue to assist our FOH engineer. All time alignment should be running from within the network manager and needs to be configured by the system engineer [supplied by vendor/promoter] prior to soundcheck. The PA should be thoroughly tested, measured and ready to go during soundcheck.

Note On Mixing Consoles: Digico options + patch list for D2 Racks have been listed here. Kindly get in touch if the listed Digico setup is not available, we'll speak to the company to help us source the consoles or work on feasible alternatives.

FOH:

- 1xDigico SD10/Quantum 338 digital mixing console
- 1 x shout wedge for comm (patched to FOH LOCAL out 8)
- 2 x matched near field monitors for use as FOH close fill (patched to FOH LOCAL out 6/7)
- SM58S/e835S Microphone with switch for talkback (patched to FOH LOCAL IN 8)
- 1 x 2x8 Splitter/Press box (2 in, 8 out) for recording/camera outputs
- 2 x Wired IEM for our Lighting Designer+VJ (patched to FOH LOCAL OUT 1-2)

MON+Stage Box: With network switches+laptop for Shure Wireless Workbench/Sennheiser WSM

Stage Box:

- 2 x Digico D2 Racks 48x16: "Stage Box 1&2" + 2x4-core MADI cables (total 8 cables).
- The Stage Boxes are connected to the FOH consoles via 4 Core MADI cables per rack. Please have an experienced technician trained by Digico on site. It is mandatory to route and connect all 8 cables to the FOH console.
- If an SD Rack is available, kindly have it hooked up via OPTOCORE (2 cables in a redundant loop). 56x56 rack ONLY please!

Monitor+Wireless World:

- Wireless IEM manufacturer: **Sennheiser 2050 + Sennheiser AC3000/3200/AC3** combiners + 50ohm BNC cables [10m] + Sennheiser Helical Antennae
- Wireless IEM systems: **12 Stereo Mixes : KINDLY SHARE FREQUENCY RANGES OF ALL RADIO!!**
- Wireless IEM belt packs: **12 nos**
- IEM combiners: as per spec. **MANDATORY**
- Long Range Helical Antenna: as per spec,**MANDATORY**
- 50 ohm BNC Cables [5m+10m]: As per spec + spare
- Wired IEMs: 2 (required @ FOH as mentioned above)
- 1 x Stage Sub: Single 18" sub+amp, any pro grade manufacturer
- High quality earpieces for wireless+wired IEMs: 4
- Earpieces (any IEM with silicon tips) required: 4
- SM58S Microphone with switch for talkback : 2 nos
- 4 x Floor wedges from a reputed brand
- 2 x Full range sidefill speakers with subs from a reputed brand
- 1 x 8 channel analog mixer (Drums)

Wireless Microphones: KINDLY SHARE FREQUENCY RANGES OF ALL RADIO!!

Handheld:

- Sennheiser 6000 series with **MM445** heads, Sennheiser 6000 series battery chargers and backup battery packs OR Shure Axient systems with Beta58 capsules.
- Total: 4 microphones+receivers.
- Handheld radio should be in a different wireless band than the IEM systems.
- All capsules should be the same model: **MM445/Beta58**.

Instrument/Beltpack:

- Shure Axient Digital systems with Shure body packs and spectrum manager
- Beltpacks+Receivers: 4

Wireless Microphones:

- 2 x Shure Beta98A D/C DRUM&PERCUSSION clip on microphones (!!NOT H/C!!) with adapters for the wireless belt packs + clamps for instrument mounting on to a Dhol
- 1 x Shure WH20 OR DPA Cardioid/Super-Cardioid Headset microphone with wireless adapters

Wired Microphones + DIs + Misc:

- AA Batteries:Eneloop Pro rechargeable with fast chargers/Duracell PRO: Enough for 2 refills of all radio/wireless/IEM belt packs + hand helds
- Plenty of 1/4" TS to 1/4" TS (guitar) cables in varying lengths (enough for all DIs and guitars): 20
- KINDLY REFER TO THE INPUT LIST FOR THE MICROPHONE+DI INVENTORY

- The crossover/speaker management system/remote management system needs to be unlocked and placed at the console. The FOH engineer must have FULL access to your system.
- Plenty (enough for 2 refills) of fresh batteries must be kept for all wireless body packs and microphones.
- Please ensure proper **CLEAN & SAFE** cable management. Carry sub snakes/multi boxes etc please.
- Artist green rooms need to have private access to stage left.

In case of any queries please feel free to contact:

Anupam Roy (FOH): +91-9810894441 (greyanaroth@gmail.com)

Backline with musician info where applicable

1. 1 x Yamaha Montage 6 (Keyboards-Top)
2. 1 x Marshall JCM900 + 1960A 4x12 cabinet OR Mesa Boogie Dual Rectifier + 4x12 V30 Mesa cabinet (Guitars)
3. 8 x Earthed Power Strip with 4xSchuko and 4xIndian power sockets (ALL)
4. 1 x Nord Electro 5/6D Keyboard (Keyboards)
5. 1 x Yamaha Montage 6/7 Keyboard (Keyboards)
6. 1 x Roland KC550 Keyboard Amp (Keyboards)
7. 1 x double layered Hercules/Spider keyboard stand (Keyboards)
8. 2 x sturdy, reliable and fully functional **Sustain Pedals** (Keyboards)
9. 2 x sturdy, reliable and fully functional **Expression Pedals** (Keyboards)
10. 4 x single layered X-type keyboard stands (Ableton + Shehnai)
11. 2 x flat surfaces/planks (eg. rack covers) to be placed on X-type keyboard stands, meant for laptop + interface + controller (Ableton)
12. 3 x guitar stands: **hanging tripod type Hercules stand.** (Guitar+Bass)
13. 1 x A-frame floor stand for headless guitars/basses (Bass)
14. 1 x MarkBass Little Mark III + Traveller 102P Cabinet OR HARTKE HA5500 Head and 410 XL Series Cabinet OR AMPEG SVT Pro head and PN410 Cabinet (Bass)
15. 2 x 6 piece Drum Shield/Cage, 5.5ft tall, with ventilation (Drums+Percussions)
16. 1 x floor mounted, angled silent fan (Drums)
17. 1 x LP 36 bar wind Chimes-Single Row (Percussions)
18. 2 pc LP Matador Conga (12 inch) + LP Matador Conga (10 inch) - W/Stand/Cradle
19. Remo Earth Series Djembe (14 inch) - W/ Stand (Percussions)
20. LP Aspire Timbale - (13 inch + 14 inch) - W/ Stand and Cowbell on extension Clamp (Percussions)
21. LP Aspire Chimes - W/ stand (Percussions)
22. LP Aspire Bongos - W/ stand (Percussions)
23. 1x Sturdy Drum Throne (Percussions)
24. 1 x Table/box/Percussion stand to keep hand percussions (Percussions)
25. 8 x heavy duty notation stands with lamps (All)
26. 20 nos. TS 1/4" guitar/instrument cables in varying lengths

Drums:

1 X high end 7 piece drum kit

Kit specs below:

- Pearl Reference Series/Tama Star Classic
- 1 X 22x18" kick drum
- 1 X 14x5.5/6" MAIN Snare - Ludwig Black Beauty/Pearl Reference
- 1 X 10" Rack Tom
- 1 X 12" Rack Tom
- 1 X 14" Rack Tom
- 2 X 16" Floor Toms
- 6 X Cymbal Boom Stands with extensions and attachment clamps
- 1 X Hi-Hat Stand
- 1 X Snare Stand
- 1 X High Quality, Large Height Adjustable (Hydraulic) Drum Throne with backrest: Pearl D2500BR/Tama Ergo-Rider or similar **IMPORANT**
- 1 X Floor mounted, angled silent fan
- 1 x DW9000/Pearl Demon Drive/Tama Speed Cobra Double Bass Pedal in good condition
- 1 x 12x8 Drum Rug

Cymbals - Zildjian A or K Custom

- 1x14" Hi Hat
- 1x18" Crash
- 1x17" Crash
- 1x20/22" Ride
- 1x16" Crash
- 1x16" China

Preferred heads:

- Evans G3/EMAD/Remo Powerstroke 3 on Kick Drum Batter
- Evans EMAD resonant with side hole on Kick Drum Resonant
- Evans G2 clear/Emperor clear on Toms Batter
- Evans Glass Resonant on Toms Resonant
- Evans G2 coated/Remo Ambassador Coated on Snare Batter
- Remo Ambassador Hazy on Snare Resonant
- IMPORTANT: Please keep a soft pillow/dampener inside the kick drum that must firmly touch both the drum heads and cover the bottom curve of the kick drum. The pillow/dampener should be no taller than 2/3 inches in height.
- The hole on the kick drum resonant head needs to be on a side, and NOT at the bottom/centre.


- There needs to be non slip carpeting (model mentioned above) under the entire drumkit.
- All the drum heads/skins need to be in NEW condition, no older than 3 performances. Please carry spares.

In case of any queries please feel free to contact:

Anupam Roy (FOH): +91-9810894441 (greyanaroth@gmail.com)

Sharpy.....44 pc
 Led Par.....40 pc
 Warm Par.....30 pc
 Atomic.....12 pc
 Blinder (2 eye).....18 pc
 Blinder (4 eye).....6 pc
 Led Wash.....24 pc
 Profile Led.....6 pc
 Led Batten.....12 pc
 Haze Macine.....4 pc
 Avolites Arena.....1 pc

 SHARPY (44 Pcs)

 LED WASH (18Pcs)

 LED PAR (40 Pcs)

 WARM PAR (30 Pcs)

 ATOMIC (12 Pcs)

 BLINDER (18Pcs)

 PROFILE (6Pcs)

1Pc ARENA DMX CONTROLLER AND 4Pcs HAZE MACHINE

